

IMPORTANT DLS PARKING LOT INFORMATION

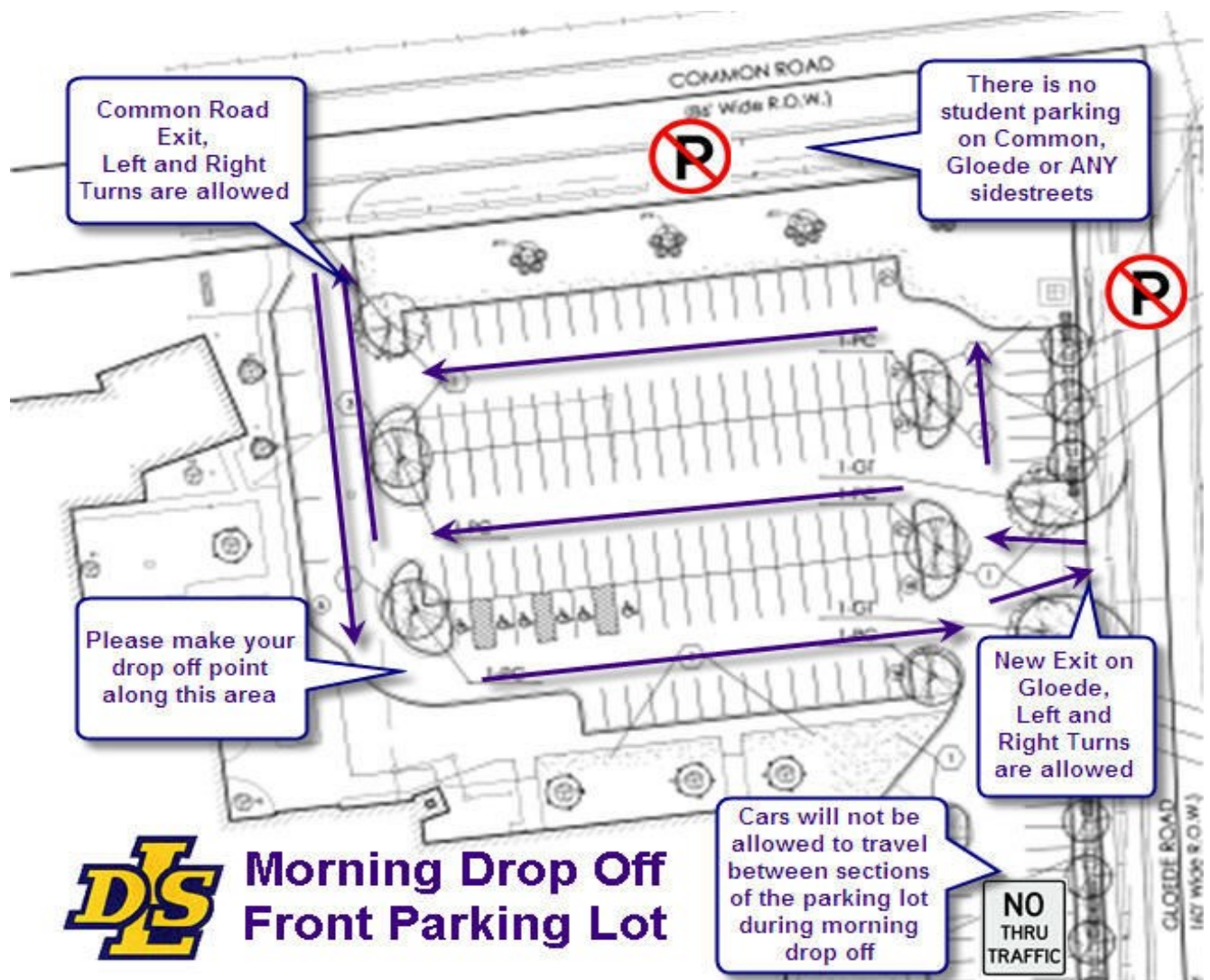
1. The final phase of our parking lot construction has been completed.
2. Please note that there are two exits in the front parking lot. Parents using our front lot now have the option to enter and exit off of Common or Gloede. Left and Right turns are allowed at both of these spots. If you see traffic backing up at the Gloede exit we ask that you please use the Common exit to speed up the traffic flow.
3. Please refer to the maps, arrows and instructions included for Drop Off and Pick Up Procedures.
4. Please note that there is **NO** afternoon **pick up** in the **back parking lot**.
5. Please note that there is **NO** driving between the front and back parking lots during pick up and drop off.
6. If at all possible, please try to arrive at DLS a little earlier for drop off or wait a few minutes to pick up. If we can avoid all our cars arriving and leaving at the same time (7:45, 2:45) that will help alleviate the traffic flow.
7. Direct any questions to Christopher Dean, Assistant Principal (586) 541-6208.
8. We want to thank you in advance for your patience and understanding as we begin our new school year. We understand that change may present an inconvenience as we settle into a new routine.

MORNING STUDENT DROP OFF FRONT LOT

If you are dropping your son off at school in the morning, we would like you to observe the following guidelines that will help us facilitate the flow of traffic. We appreciate your patience and assistance.

Entering from Common or Gloede Road:

1. Upon entering from Common or Gloede, please observe the "One Way" guidelines as seen below. Please do not drive around cars upon entering the lot.
2. Please have your son exit the car as soon as possible upon entering the DLS lot.
3. Please do not park/stop your car in the areas designated below if possible. If you need to stop your car, we ask that you use the closest "Visitor" spot as possible.
4. Once you have dropped off your son in front of the school, you exit using either Common or Gloede. Left and right hand turns will be permitted.
5. Please note that there is no parking on the approach or on the south side of Common Road.
6. Please be mindful of staff entering, exiting and walking when driving through the parking lot.
7. See map below for reference points:

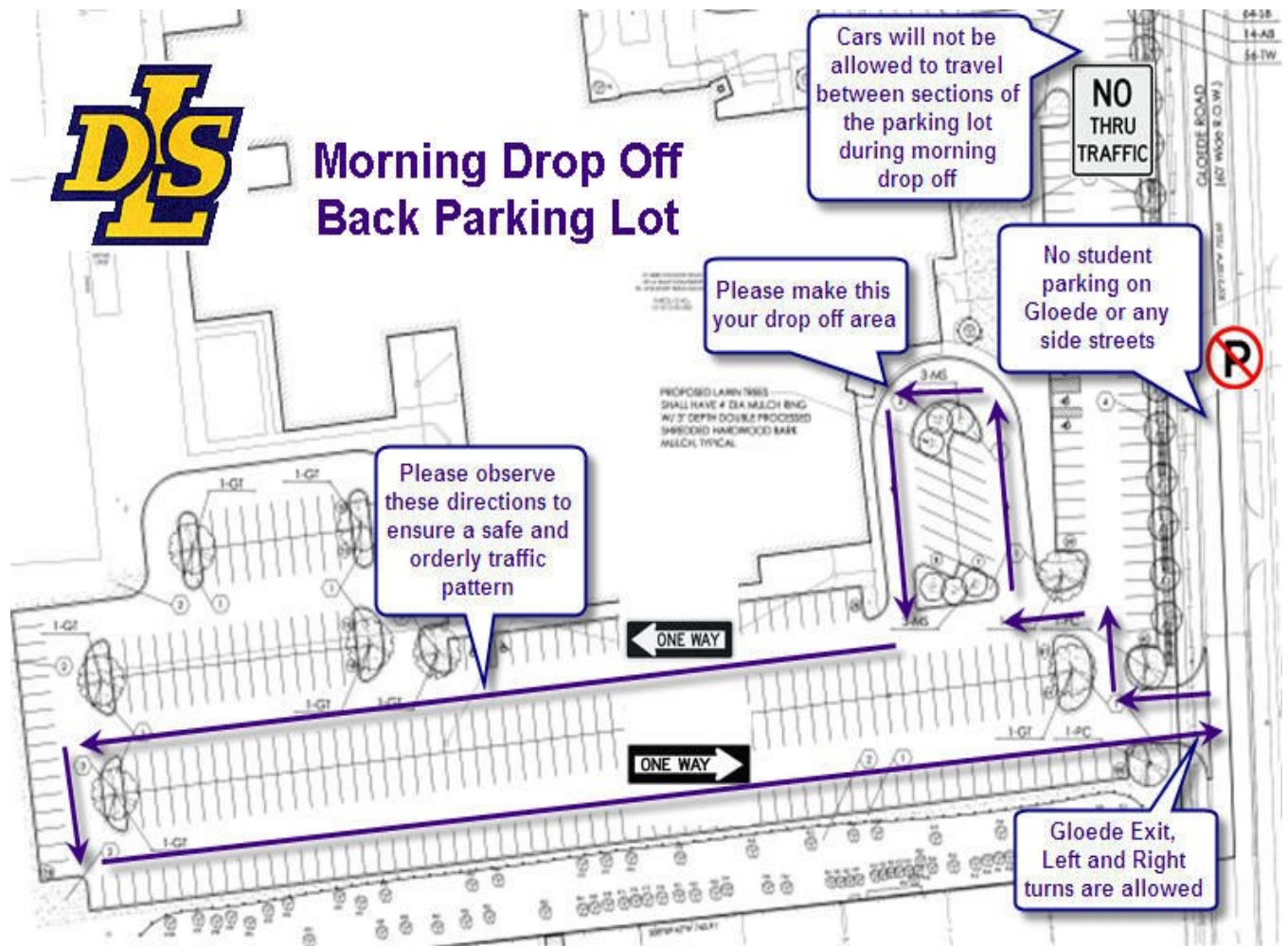


MORNING STUDENT DROP OFF: BACK LOT

If you are dropping your son off at school in the morning, we would like you to observe the following guidelines that will help us facilitate the flow of traffic. We appreciate your patience and assistance.

Entering from Gloede Road:

1. Upon entering from Gloede, please observe the “One Way” guidelines as seen below. Please do not drive around cars upon entering the lot.
2. Please have your son exit the car as soon as possible upon entering the drop off area as indicated below.
3. Please do not park/stop your car in the areas designated below if possible. If you need to stop your car, we ask that you use the closest “Visitor” spot as possible.
4. Once you have dropped off your son in front of the school, you exit using Gloede. Left and right hand turns will be permitted.
5. Please note that there is no parking on the approach or on Gloede.
6. Please be mindful of staff and students entering, exiting and walking when driving through the parking lot.
7. See map below for reference points:

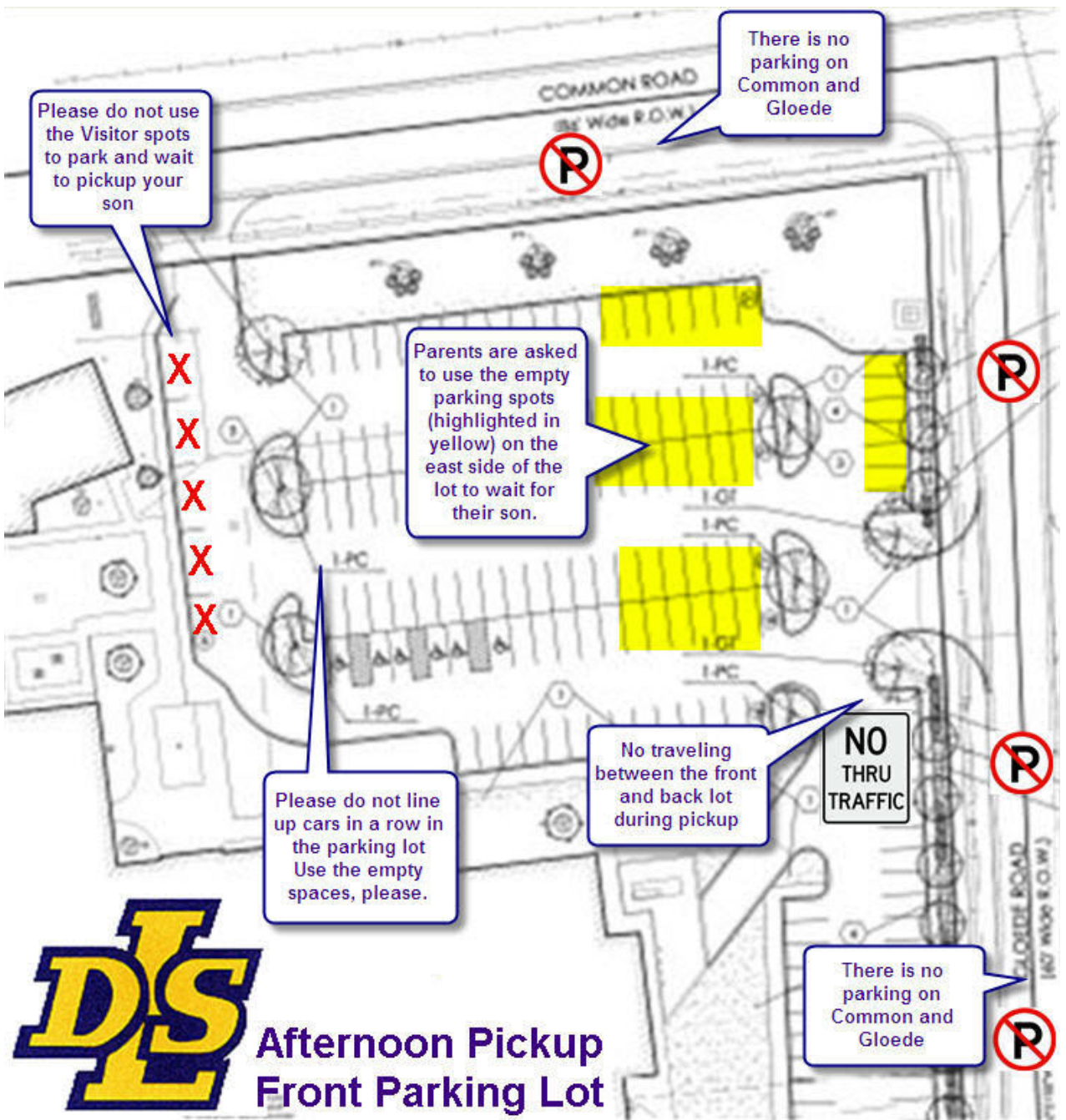


AFTERNOON STUDENT PICK UP: FRONT LOT

If you are picking your son up from school in the afternoon, we would like you to observe the following guidelines that will help us facilitate the flow of traffic.

Entering from Common or Gloede Road:

1. Student Pick Up is only in the Front Lot.
2. There is no student pick up in the back lot off Gloede.
3. If you arrive to pick up your son prior to 2:40 PM, we are asking that you **park in one of the empty spots**. Please back in as it will help the traffic flow when you leave.
4. Please note that there is no parking on the approach or on the south side of Common Road. There is also no parking on Gloede.
5. Once you have pick up your son in front of the school, you exit using either Common or Gloede.
Left and right hand turns will be permitted.
6. If you are going west, please consider using the Common Road exit if you see traffic forming at the Gloede exit.
7. Cars cannot be left unattended at any time.
8. Please be mindful of staff entering, exiting and walking when driving through the parking lot.
9. See map below for reference points:



Afternoon Pickup Front Parking Lot